

## Accessories

When working with various Decorfin types of paint a number of additional accessories are indispensable for achieving a perfect result, such as:

- Varnish Satin (silk sheen) and Varnish Gloss (high gloss) are fast-drying water-based varnishes. After painting you can use them to help determine the degree of sheen. For protecting your work against dust, damp and dirt.
- Decorfina Multi Varnish Gloss. A high-gloss varnish also suitable as an adhesive for 3D cutout techniques. After use clean brushes with white spirit.
- Decorfina Primer, water-based. A white base coat which ensures that the paint does not penetrate too deeply into an absorbent ground and improves the adhesion of the paint.



## Packaging

- All 7 colours of Antique Colour in a 50-ml bottle.
- The 6 colours of Patina in a 50-ml bottle.
- All varnishes, primer and Crackle Medium in a 50-ml bottle.




## More information

The Talens website is packed with information on all Decorfina paint types and related products. You can find us at [www.talens.com](http://www.talens.com). In addition there are leaflets on the other types of Decorfina paint, such as Universal Satin & Gloss, Glass, Porcelain, Textile, Silk and Spray Paint.



Antique Colour  
Patina  
Varnish & Primer

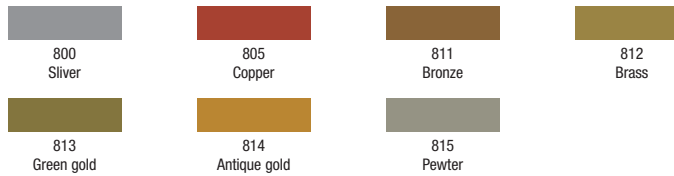


8 712079 197650

ROYAL TALENS  
P.O. BOX 4  
APELDOORN, HOLLAND  
88700074 2004 [www.talens.com](http://www.talens.com)



### The colours of Decorfin Antique Colour



### Ready to use!

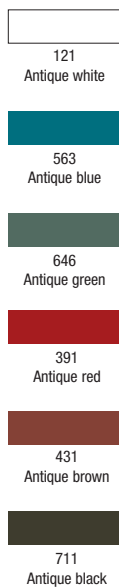
Besides the well-known Decorfin paint varieties such as Universal Satin, Universal Gloss, Textile, Glass and Porcelain, the Decorfin range contains special products, with which you can create special effects. For example, stylish decorations with Antique Colour or to give work an 'aged' with Decorfin Patina. All of the

products are ready to use and will help you achieve quick results.

### Antique Colour

- A versatile decorating paint. The metallic colours contain extremely fine metal particles, enabling you to achieve an authentic metallic effect.
- Objects such as mirror and frames can be 'antiqued'. It is also great for glass, stone, metal and wood.
- 7 metallic colours (use in pure form, as mixing causes the metallic effect to disappear).
- The paint applies evenly and without brushstrokes. Antique Colour dries in approximately 10 minutes. For optimum adhesion, the surface must be dust and grease-free.

### Patina colours



### Patina

- Decorfin Patina helps you give objects an "antique" look. Apply Patina with a soft, non-fluffy cloth, brush or sponge, and then rub out into a thin coat.
- The most striking results are achieved when the object itself has a base colour, for example in Universal Satin or Universal Gloss, which is visible through the Patina.
- After approximately 2 days the Patina is dry and if required can be varnished with Decorfin Varnish Satin or Varnish Gloss.

N.B.: Ensure good ventilation when working with Patina and keep paint away from naked flames and out of reach of children. Moisten used cloths with water before disposing of them in a closed (rubbish) container to prevent spontaneous combustion.

### Crackle Medium

- Crackle Medium gives painted objects an old, craquelé look (with fine cracks in a paint layer).
- The most attractive results are obtained by first painting the object with Universal Satin.
- After drying you apply a coat of Crackle Medium (a thin coat gives a fine craquelé effect, a thicker coat coarser cracks). Drying time approx. 1 hour. This is followed by a second colour in Universal Satin.
- Painting of the second coat creates the craquelé effect, revealing the colour first applied. The nicest effects are achieved when you use two contrasting colours, for example Universal Satin Gold and Ivory. Apply the second coat as quickly as possible. The metallic colours can only be used as a first coat.

### Brushes

For the best painting results with Antique colour use special Decorfin brushes, like series 61 en 62.

